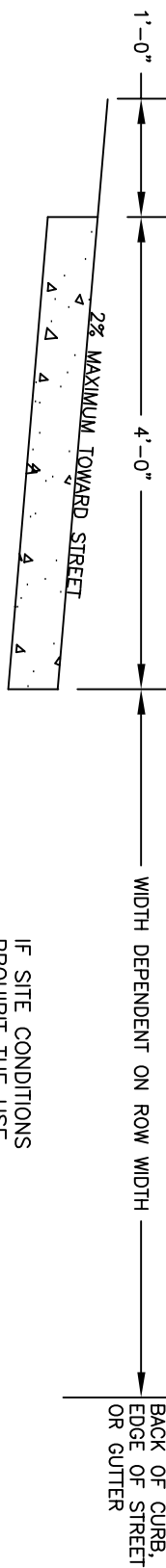


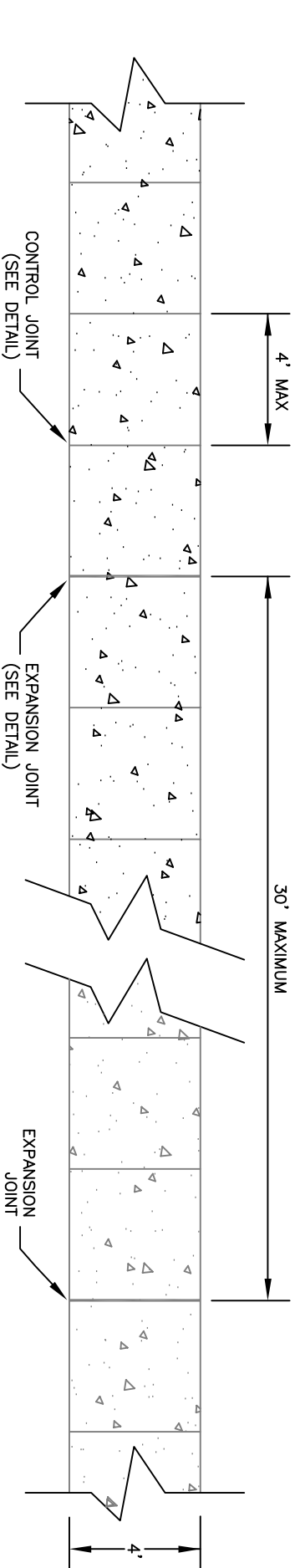
R /R.O.W.



**SIDEWALK CROSS SECTION**

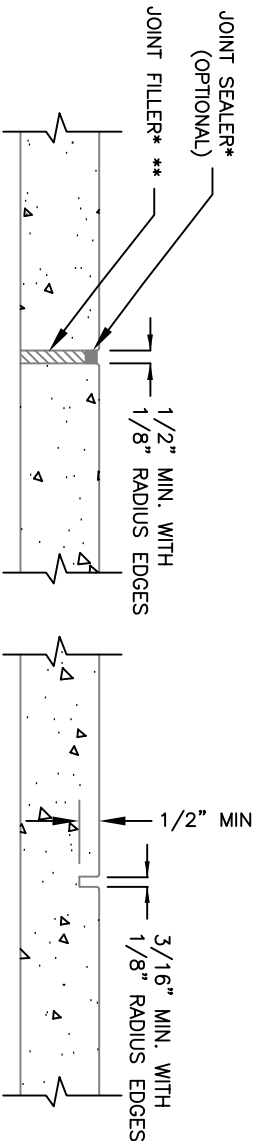
NOT TO SCALE

IF SITE CONDITIONS PROHIBIT THE USE OF THESE STANDARDS, AN ALTERNATIVE MAY BE SUBMITTED FOR APPROVAL TO THE ENGINEERING DEPT.



**STANDARD SIDEWALK PLAN DETAIL**

NOT TO SCALE



**EXPANSION JOINT DETAIL**

NOT TO SCALE

**CONTROL JOINT DETAIL**

NOT TO SCALE

**NOTES:**

- SIDEWALK PANELS TO BE 4" MINIMUM THICKNESS.
- SIDEWALK PANELS THAT ABUT A DRIVEWAY OR WILL OTHERWISE BE SUBJECTED TO VEHICULAR TRAFFIC TO BE 5" MINIMUM THICKNESS.
- ALL CONCRETE TO BE 3000 P.S.I. MIX WITH NATURAL COLOR AND BROOM FINISH.
- EDGE OF SIDEWALK SHALL HAVE 1/2" RADIUS.

\*\* JOINT FILLER TO BE CUT FLUSH WITH SIDEWALK SURFACE WHEN NO JOINT SEALER IS USED

\*EXPANSION JOINT MATERIALS TO MEET ALDOT SPECIFICATIONS 832.01 & 832.02



**CITY OF MOBILE, ALABAMA  
ENGINEERING DEPARTMENT  
CONCRETE SIDEWALK  
DETAILS**