


LANDSCAPE PLANTING DETAILS

REFERENCE PROJECT NO	FISCAL YEAR	SHEET NO
2018-3005-01	2019	164

PLANT SCHEDULE

TREES	CODE	QTY	BOTANICAL NAME	COMMON NAME	CONT	CAL	HT	REMARKS
EXISTING TREE TO BE REMOVED								
	LNМ	36	Lagerstroemia indica 'Muskogee'	'Muskogee' Crape Myrtle	30 gal		8'-10'	Single Trunk
	LC	49	Lagerstroemia x 'Biloxi'	Biloxi Crape Myrtle	30 gal	2.5"Cal	8'-10'	Multi-Trunk, 3-5 Stems per tree
	MA	12	Magnolia virginiana 'Australis'	Sweet Bay Magnolia	B & B	1.5" - 2"	10'-12'	Multi-trunk, 3-5 stems/plant
	PM2	3	Phoenix dactylifera 'Medjool'	Date Palm	30 gal			Full head, specimen quality
	PM	15	Pistacia chinensis	Chinese Pistache	45 gal	3"Cal	10'-12'	Full head, specimen quality
	QN	57	Quercus nuttallii	Nuttall Oak	45 gal	3"Cal	12'-14'	Full head, specimen quality
	TA	30	Taxodium ascendens	Pond Cypress	30 gal	3"Cal	10'-12'	Full, strong central leader
	TD2	14	Taxodium distichum	Bald Cypress	30 gal	3"Cal	10'-12'	Full, strong central leader
SHRUBS	CODE	QTY	BOTANICAL NAME	COMMON NAME	CONT	HT	SPACING	REMARKS
	CG	460	Camellia sasanqua 'Shishi Gashira'	Shishi Gashira Camellia	7 gal		36" o.c.	Full
	CH	1,087	Ilex cornuta 'Carissa'	Carissa Holly	3 gal	16"-18"	36" o.c.	Full and Compact
	RI	136	Rhaphiolepis indica 'Snow Pink'	Snow Pink Indian Hawthorn	3 gal		36" o.c.	Full
SHRUB AREAS	CODE	QTY	BOTANICAL NAME	COMMON NAME	CONT	HT	SPACING	REMARKS
	LB	221	Lomandra longifolia 'Breeze'	Breeze Grass	1 gal		30" o.c.	Full
	MS	172	Miscanthus sinensis 'Adagio'	Adagio Miscanthus	1 gal		36" o.c.	Full
GROUND COVERS	CODE	QTY	BOTANICAL NAME	COMMON NAME	CONT	HT	SPACING	REMARKS
	AE	763	Agapanthus x 'Ever Sapphire'	Agapanthus Ever Sapphire	1 gal		24" o.c.	Full
	CT	116,635 sf	Cynodon dactylon 'Tif 419'	Tifway 419 Bermuda Sod	sod			Free of weeds
	DT	1,101	Dianella tasmanica 'Silver Streak'	Flax Lily	1 gal		24" o.c.	Full
	DV	537	Dietes vegeta	White African Iris	1 gal		24" o.c.	Full
	LB2	4,278	Liriope muscari 'Big Blue'	Big Blue Lilyturf	1 gal		12" o.c.	Full
	PH	787	Pennisetum alopecuroides 'Hameln'	Hameln Dwarf Fountain Grass	1 gal		24" o.c.	Full
	R3	632	Rosa x 'Meisweldom'	Sweet Drift Groundcover Rose	1 gal		30" o.c.	Full



PLANT SPACING PER PLAN/PLANT SCHEDULE
2" SHREDDED WOOD FIBER MULCH INSTALLED BEFORE PLANTING.
PREPARE BED PER SPECS
UNDISTURBED SUBGRADE

1 GROUNDCOVER PLANTING

3" = 1'-0"

DETAIL-FILE

2 SHRUB PLANTING

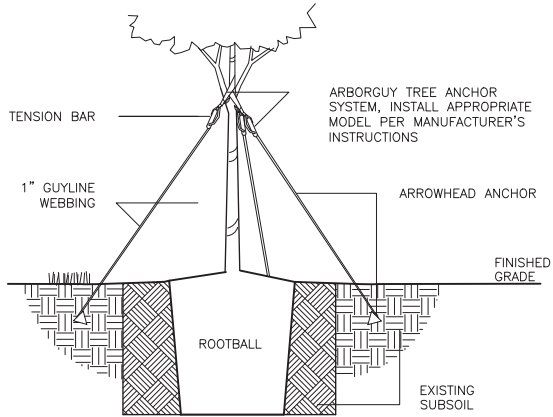
1" = 12"

DETAIL-FILE

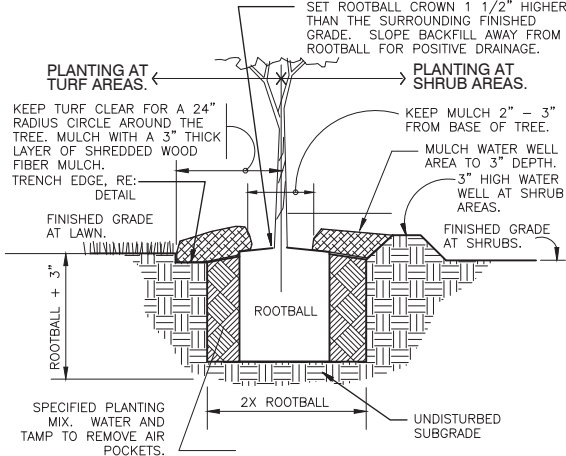
3 TYPICAL PLANT SPACING

NOT TO SCALE

329399-04



STAKING DETAIL

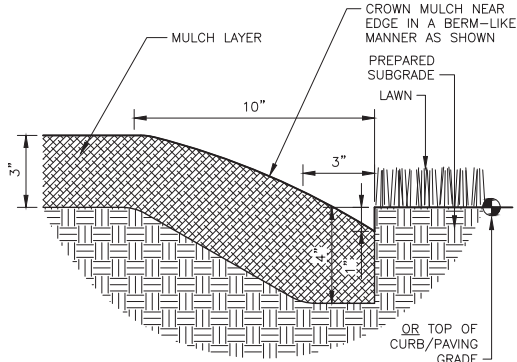


PLANT PIT DETAIL

4 TREE PLANTING - GUY STRAP

1" = 1'-0"

DETAIL-FILE

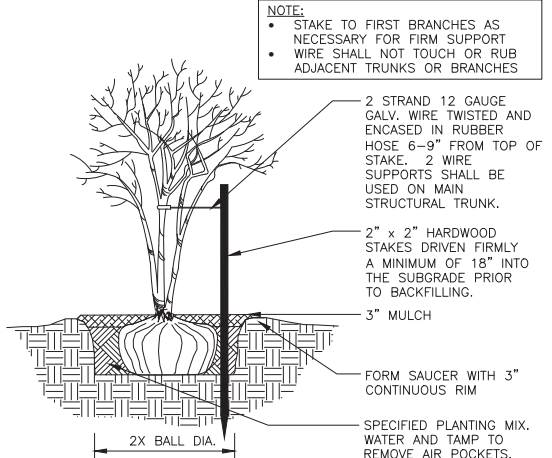


NOTE:
TRENCH EDGE TO BE LOCATED BETWEEN ALL PLANTING BED AREAS AND ADJACENT TURF AREAS, UNLESS NOTED OTHERWISE.

6 TRENCH EDGE

3" = 1'-0"

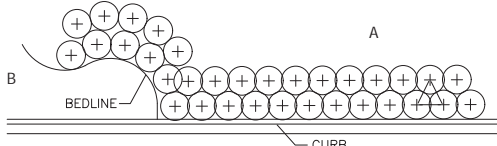
329413.23-02



5 MULTI-TRUNK TREE STAKING

1/2" = 1'-0"

329343-01



A SHRUBS AND GROUNDCOVERS ADJACENT TO STRAIGHT EDGES SHALL BE TRIANGULAR - SPACED IN ROWS PARALLEL TO THE STRAIGHT EDGE.
B SHRUBS AND GROUNDCOVERS ADJACENT TO CURVED EDGES SHALL BE PLANTED IN ROWS PARALLEL TO THE CURVED EDGES. CURVED EDGES TO BE VERY SMOOTH RADII.

RESPONSIBLE LA: LESTER WATKINS, PLA	SUPERVISOR: LESTER WATKINS, PLA	DESIGNER:	PLAN SUBMITTAL	MOBILE CITY OF MOBILE	HORIZ	20 0 20	SCALE: 1" = 20'	SHEET TITLE	ROUTE
DATE: 12.21.18	DATE: 12.21.18	DATE: 12.21.18	90% SUBMITTAL	RECONNECTING PEOPLE WORK PLAY				LANDSCAPE PLANTING DETAILS	BROAD STREET